Marine Products Guide

MOTEURS Baudouin

For almost a century, Moteurs Baudouin is the power generation specialist for the marine and inland shipping sectors.

Supported by our historical marine spirit our business integrates the design, manufacturing, distribution and service of marine mechanical and electrical power solutions offering to our customers optimized investment, and operational savings.

Moteurs Baudouin offers a comprehensive range of propulsion solutions constituted with high speed marine diesel engines, and supplemented with marine diesel generators and auxiliary drives. We are thus pursuing our long term relationship policy by offering to Ship Owners, Shipping Companies and Shipyards, performing, durable and economic products whilst being environment friendly.

Our products and service in brief:
- Marine propulsion systems from 100 to 1214 kW
- Marine diesel generators from 60 to 950 kWe
- Sales and service authorized distributors in over 95 countries

For more information about Moteurs Baudouin marine solutions, please visit our website:

www.moteurs-baudouin.com

TABLE OF CONTENTS

Emission, regulation, certification	4-5
Rating guidelines	6
Products listing	7-8
Marine propulsion engines	9-18
Marine generator sets	19-26
Marine auxiliary engines	27-34
Marine control & Monitoring solutions	35-37

ISO 9001 : 2008
BUREAU VERITAS
Certification

Certificat n° : FR015055-1
Affaire n° : 6085438

EMISSION, REGULATION, CERTIFICATION

IMO emission

To reduce the pollution released from marine diesel engines, the International Maritime Organization drew up the MARPOL 73/78 Annex VI: Prevention of air pollution from ships, and it was passed in September 1997.

As a result, the regulation of NOx emission levels began for marine diesel engines with a power of above 130 kW on vessels built on or after January 1, 2000, referred to as IMO Tier I.

In October 2008, the Marine Environment Protection Commitee (MEPC) of IMO adopted amendments to the MARPOL Annex VI regulations, the engines mounted in vessels built on or after January 1, 2011 face even stricter Tier II regulations. According to a speed-dependent function, about 20% NOx is reduced from IMO Tier levels.

Tier	Date	Nox limit (g/kW.h)		
		$n^* < 130$	$130 \leq n \leq 2000$	$n \geq 2000$
Tier I	2000	17	$45 \times n^{-02}$	9.8
Tier II	2011	14.4	$44 \times n^{-023}$	7.7
Tier III	in progress	3.4	$9 \times n^{-02}$	1.96

n* : rpm

EU regulation

EU regulation commercial craft directive 97/68/EC

The directive regulates exhaust emissions from various mobile machinery in the European Community (EC) area. After January 1, 2007, this directive covered all propulsion and auxiliary engines used aboard inland waterway vessels. The directive contains a phased implementation based upon per cylinder displacement and application of the subject engine.

CCNR regulation

CCNR Central Commission for the Navigation of the Rhine implemented its stage II emissions regulation for diesel engines in July 2007. This regulation is only effective for engines with a rated power at or above 37 kW. In an amendment to the CCNR regulation, according to the EU directives, EC type certification is considered equal to the CCNR's stage II certification. Therefore engines certified to the non-road mobile machinery directive (97/68/EC) will be accepted without direct certification to the CCNR regulation.

Stage III A standard for inland waterway vessels

Category	Displacement (D) dm^3 per cylinder	Date	CO	NOx + HC g/kWh	PM
V1:1	D ≤ 0.9, P > 37 kW	2007.01	5	7.5	0.4
V1:2	0.9 < D ≤ 1.2		5	7.2	0.3
V1:3	1.2 < D ≤ 2.5		5	7.2	0.2
V1:4	2.5 < D ≤ 5		5	7.2	0.2
V2:1	5 < D ≤ 15	2009.01	5	7.8	0.27
V2:2	15<D ≤ 20, P ≤ 3300 kW		5	8.7	0.5
V2:3	15<D ≤ 20, P > 3300 kW		5	9.8	0.5
V2:4	20 < D ≤ 25		5	9.8	0.5
V2:5	25 < D ≤ 30		5	11	0.5

Classification societies

Moteurs Baudouin designs and builds marine products in compliance with the strictest safety standards. Moteurs Baudouin obtains type approvals from major marine classification societies worldwide including:

- American Bureau of Shipping (ABS)
- Bureau Veritas (BV)
- China Classification Society (CCS)
- Det Norske Veritas (DNV)
- Germanisher Lloyd (GL)
- Korean Register of Shipping (KRS)
- Lloyd's Register (LR)
- Register Italiano Navale (RINA)
- Russian Maritime Register of Shipping (RMRS)
- Russian River Register (RRR)
- Turkish Lloyd (TL)

Type approval list

	ABS	BV	CCS	DNV	GL	KRS	LR	RINA	RMRS	RRR	TL
4W105		■	■	■					■	■	■
6W105		■	■	■					■	■	■
6M16		■							■	■	■
6W126		■	■	■							
6M19.3				■							
6M26.2	■	■	■	■	■		■	■	■	■	■
8M26.2	■	■	■	■	■		■	■	■	■	■
12M26.2	■	■	■	■	■		■	■	■	■	■
6M26.3	■	■	■	■	■	■	■	■	■	■	■
12M26.3	■	■	■	■	■	■	■	■	■	■	■

PREVIEW

For more information on emission or certification, please contact your local Moteurs Baudouin distributor.

RATING GUIDELINES

Power definition (Standard ISO 3046/1 – 1995 F - Units are metric))

Reference conditions	
Ambient temperature	25 °C / 77 °F
Barometric pressure	100 kPa
Relative humidity	30 %
Raw water temperature	25 °C / 77 °F

Fuel oil	
Relative density	0,840 ± 0,005
Lower calorific power	42 700 kJ/kg
Consumption tolerances	0 ± 5 %
Inlet limit temperature	35 °C / 95 °F

Our ratings also comply with classification societies maximum temperature definition without power derating.

Ambient temperature	45 °C / 113 °F
Raw water temperature	32 °C / 90 °F

Propulsion engines

Power class		Definition
P1	Continuous duty	Unrestricted continuous with full load 80 to 100% load factor Operating time from 5000 to 7000 hrs/year
P2	Heavy duty	Continuous with load variation 30 to 80% load factor Operating time from 3000 to 5000 hrs/year
P3	Intermittent duty	Intermittent with important load variation 50% load factor Operating time from 1000 to 3000 hrs/year
P4	Ligh duty	High performance with very important load variation 30% load factor Operating time less than 1000 hrs/year

Generator sets and auxiliary engines

Power class		Definition
COP	Continuous power	Operating time is unlimited per year Unrestricted load variation Unrestricted running time 10% overload 1 hr/12 hrs
PRP	Prime power	Unrestricted running time Time at full load ≤ 500 hrs / year Load variation ≤ 75% of rated power 10% overload 1 hr /12 hrs

* kW COP = kW PRP unless otherwise specified

PRODUCTS LISTING

Marine propulsion engines

kW	HP	RPM	Engine model	Rating	Page
136	185	2100	6 W105M	P2	10
168	228	2425	6 W105M	P3	10
185	252	2500	6 W105M	P4	10
264	360	2100	6 M16	P2	11
294	400	1800	6 W126M	P1	12
331	450	1600	6 M26.3	P1	15
331	450	1800	6 M19.3	P1	13
331	450	1800	6 M26.2	P1	14
331	450	2100	6 W126M	P2	12
368	500	1800	6 M26.2	P1	14
368	500	2100	6 M19.3	P2	13
404	550	1900	6 M26.2	P2	14
404	550	2100	6 M19.3	P3	13
425	578	2200	6 M19.3	P4	13
441	600	1800	6 M26.3	P1	15
441	600	1950	6 M26.2	P2	14
485	660	1800	6 M26.3	P2	15
491	668	1800	8 M26.2	P1	16
515	700	2000	6 M26.3	P2	15
539	733	1900	8 M26.2	P2	16
551	750	2100	6 M26.3	P2	15
588	800	1950	8 M26.2	P2	16
599	815	2100	6 M26.3	P3	15
662	900	1800	12 M26.2	P1	17
736	1000	1800	12 M26.2	P1	17
808	1100	1600	12 M26.3	P1	18
808	1100	1900	12 M26.2	P2	17
883	1200	1800	12 M26.3	P1	18
883	1200	1950	12 M26.2	P2	17
970	1320	1800	12 M26.3	P2	18
1030	1400	2100	12 M26.3	P2	18
1104	1500	2200	12 M26.3	P2	18
1214	1650	2300	12 M26.3	P3	18

Marine generator sets PRP ratings

kWe	RPM	Frequency	Engine model	Page
68	1500	50	4 W105S	20
84	1800	60	4 W105S	20
120	1500	50	6 W105S	21
136	1800	60	6 W105S	21
272	1500	50	6 W126S	22
280	1800	60	6 W126S	22
320	1500	50	6 M19.3	23
336	1500	50	6 M26.2	24
344	1800	60	6 M26.2	24
360	1800	60	6 M19.3	23
444	1500	50	8 M26.2	25
464	1800	60	8 M26.2	25
676	1500	50	12 M26.2	26
700	1800	60	12 M26.2	26
413 to 475 kWe			6 M26.3	PREVIEW
827 to 950 kWe			12 M26.3	

Auxiliary marine engines PRP ratings

kW	RPM	Frequency	Engine model	Page
75	1500	50	4 W105S	28
92	1800	60	4 W105S	28
129	1500	50	6 W105S	29
145	1800	60	6 W105S	29
290	1500	50	6 W126S	30
300	1800	60	6 W126S	30
339	1500	50	6 M19.3	31
355	1500	50	6 M26.2	32
368	1800	60	6 M26.2	32
380	1800	60	6 M19.3	31
473	1500	50	8 M26.2	33
491	1800	60	8 M26.2	33
710	1500	50	12 M26.2	34
736	1800	60	12 M26.2	34

MARINE PROPULSION ENGINES

6 W105M

Number of cylinders	6 in line
Bore and stroke	105 x 130 mm
Total displacement	6.75 l
Engine rotation	counterclockwise
Idle speed	650 rpm
Flywheel housing	SAE 3
Flywheel	SAE 11.5”



Rating	kW	Hp	rpm	g/kWh	l/h	IMO
P2	136	185	2100	211	34	II
P3	168	228	2425	216	43	II
P4	185	252	2500	226	50	-

Main dimensions and weight (mm/kg)

A	B	C	Weight
1417	885	1076	810

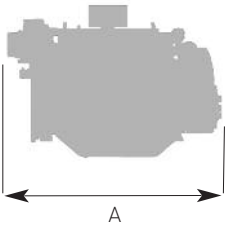

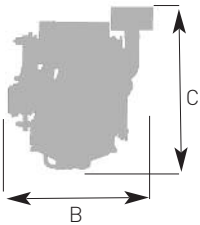

6 M16

Number of cylinders	6 in line
Bore and stroke	126 x 130 mm
Total displacement	9.70 l
Engine rotation	counterclockwise
Idle speed	650 rpm
Flywheel housing	SAE 1
Flywheel	SAE 14”



Rating	kW	Hp	rpm	g/kWh	IMO
P2	264	360	2100	210	II

Main dimensions and weight (mm/kg)

A	B	C	Weight
1514	878	1381	1056

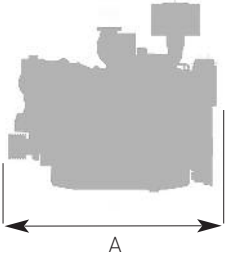

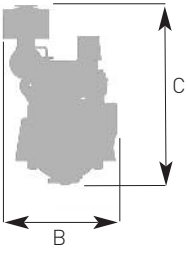

6 W126M

Number of cylinders	6 in line
Bore and stroke	126 x 155 mm
Total displacement	11.60 l
Engine rotation	counterclockwise
Idle speed	600 rpm
Flywheel housing	SAE 1
Flywheel	SAE 14”

Rating	kW	Hp	rpm	g/kWh	l/h	IMO	CCNR
P1	294	400	1800	200	70	II	II
P2	331	450	2100	210	83	II	II

Main dimensions and weight (mm/kg)

A	B	C	Weight
1695	883	1128	1200

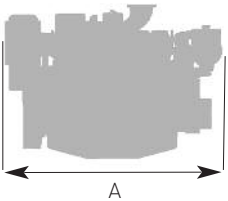

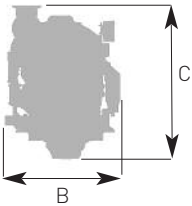

6 M19.3

Number of cylinders	6 in line
Bore and stroke	126 x 155 mm
Total displacement	11.60 l
Engine rotation	counterclockwise
Idle speed	600 rpm
Flywheel housing	SAE 1
Flywheel	SAE 14"

Common-rail injection



Rating	kW	Hp	rpm	g/kWh	l/h	IMO	CCNR
P1	331	450	1800	199	78	II	II
P2	368	500	2100	205	90	II	II
P3	404	550	2100	209	101	II	II
P4	425	578	2200	218	110	II	II

Main dimensions and weight (mm/kg)

A	B	C	Weight
1665	1021	1091	1200

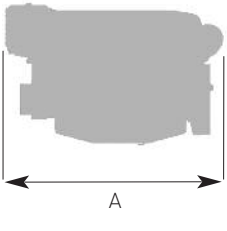

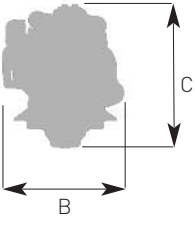

6 M26.2

Number of cylinders	6 in line
Bore and stroke	150 x 150 mm
Total displacement	15.90 l
Engine rotation	counterclockwise
Idle speed	700 rpm
Flywheel housing	SAE 1
Flywheel	SAE 14”

Rating	kW	Hp	rpm	g/kWh	l/h	IMO	CCNR	CE97/68
P1	331	450	1800	198	78	II	II	IIIA
P1	368	500	1800	205	90	II	II	IIIA
P2	404	550	1900	209	101	II	II	IIIA
P2	442	600	1950	211	111	II	-	-

Main dimensions and weight (mm/kg)

A	B	C	Weight
1880	1144	1348	1785

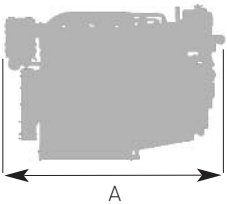

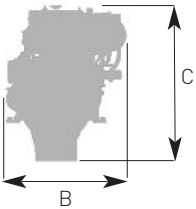

6 M26.3

PREVIEW

Number of cylinders	6 in line
Bore and stroke	150 x 150 mm
Total displacement	15.90 l
Engine rotation	counterclockwise
Idle speed	700 rpm
Flywheel housing	SAE 1
Flywheel	SAE 14”

Common-rail injection

Rating	kW	Hp	rpm	g/kWh	l/h	IMO	EPA	CCNR	CE97/68
P1	331	450	1600	206	81	II	-	II	IIIA
P1	441	600	1800	197	103	II	III	II	IIIA
P2	485	660	1800	207	119	II	-	II	IIIA
P2	515	700	2000	203	124	II	III	II	IIIA
P2	551	750	2100	209	137	II	III	II	IIIA
P3	599	815	2100	216	154	II	III	-	-

Main dimensions and weight (mm/kg)

A	B	C	Weight
2034	1078	1239	1785

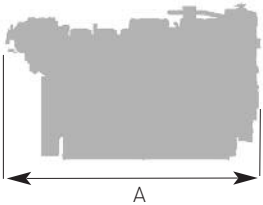

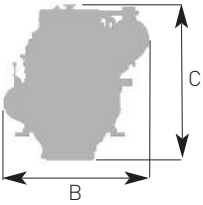

8 M26.2

Number of cylinders	8 in V @ 90°
Bore and stroke	150 x 150 mm
Total displacement	21.20 l
Engine rotation	counterclockwise
Idle speed	700 rpm
Flywheel housing	SAE 0
Flywheel	SAE 14”

Rating	kW	Hp	rpm	g/kWh	l/h	IMO	CCNR	CE97/68
P1	442	600	1800	203	107	II	II	IIIA
P1	491	668	1800	209	122	II	II	IIIA
P2	539	733	1900	220	141	II	II	IIIA
P2	588	800	1950	233	163	II	-	-

Main dimensions and weight (mm/kg)

A	B	C	Weight
1871	1392	1454	2475

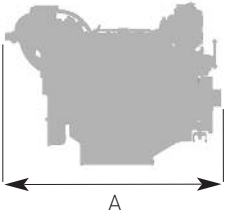

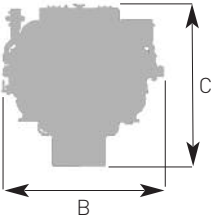

12 M26.2

Number of cylinders	12 in V @ 90°
Bore and stroke	150 x 150 mm
Total displacement	31.80 l
Engine rotation	counterclockwise
Idle speed	700 rpm
Flywheel housing	SAE 0
Flywheel	SAE 18"

Rating	kW	Hp	rpm	g/kWh	l/h	IMO	CCNR	CE97/68
P1	662	900	1800	198	156	II	II	IIIA
P1	736	1000	1800	197	173	II	II	IIIA
P2	808	1100	1900	200	192	II	II	IIIA
P2	883	1200	1950	201	211	II	-	-

Main dimensions and weight (mm/kg)

A	B	C	Weight
2446	1355	1419	3400

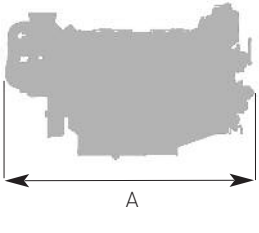

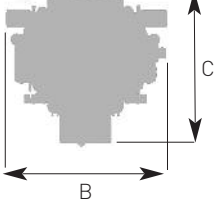

PREVIEW

12 M26.3

Number of cylinders	12 in V @ 90°
Bore and stroke	150 x 150 mm
Total displacement	31.80 l
Engine rotation	counterclockwise
Idle speed	600 rpm
Flywheel housing	SAE 0
Flywheel	SAE 18"

Common-rail injection

Rating	kW	Hp	rpm	g/kWh	l/h	IMO	EPA	CCNR	CE97/68
P1	808	1100	1600	206	198	II	-	II	IIIA
P1	883	1200	1800	197	207	II	III	II	IIIA
P2	970	1320	1800	201	232	II	-	II	IIIA
P2	1030	1400	2100	204	250	II	III	II	IIIA
P2	1104	1500	2200	209	275	II	III	II	IIIA
P3	1214	1650	2300	215	311	II	III	-	-

Main dimensions and weight (mm/kg)

A	B	C	Weight
2333	1350	1494	3215

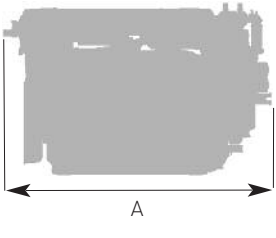

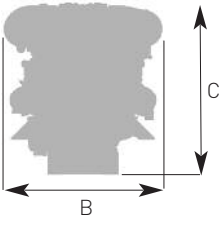

MARINE GENERATOR SETS

4 W105S

Number of cylinders	4 in line
Bore and stroke	105 x 130 mm
Total displacement	4.50 l
Engine rotation	counterclockwise
Idle speed	650 rpm

Rating	Hz	kVA	kWe	rpm	g/kWh	l/h	IMO
PRP	50	85	68	1500	194	17	NA*
PRP	60	105	84	1800	198	22	NA*

*Not applicable

Main dimensions and weight (mm/kg)

A	B	C	Weight
1730	856	1110	1100

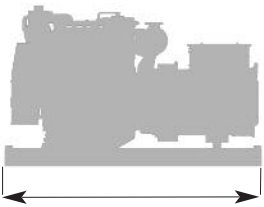

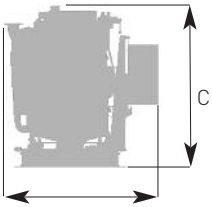

6 W105S

Number of cylinders	6 in line
Bore and stroke	105 x 130 mm
Total displacement	6.75 l
Engine rotation	counterclockwise
Idle speed	650 rpm

Rating	Hz	kVA	kWe	rpm	g/kWh	l/h	IMO
PRP	50	150	120	1500	193	30	II
PRP	60	170	136	1800	204	35	II

Main dimensions and weight (mm/kg)

A	B	C	Weight
2109	866	1261	1500

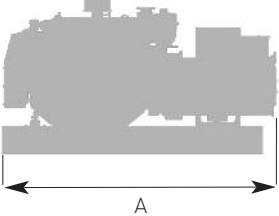

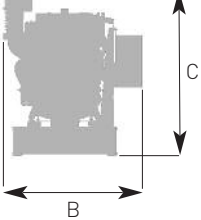

6 W126S

Number of cylinders	6 in line
Bore and stroke	126 x 155 mm
Total displacement	11.60 l
Engine rotation	counterclockwise
Idle speed	600 rpm



Rating	Hz	kVA	kWe	rpm	g/kWh	l/h	IMO	CCNR
PRP	50	340	272	1500	198	68	II	II
PRP	60	350	280	1800	205	73	II	II

Main dimensions and weight (mm/kg)

	A	B	C	Weight
170 to 260 kVA @ 50 Hz 205 to 300 kVA @ 60 Hz	2585	994	1390	2145
300 to 340 kVA @ 50 Hz 350 kVA @ 60 Hz	2727	994	1390	2345

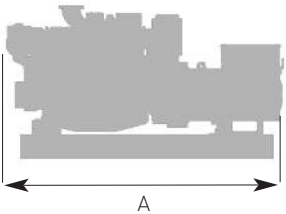

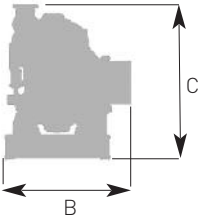

6 M19.3

Number of cylinders	6 in line
Bore and stroke	126 x 155 mm
Total displacement	11.60 l
Engine rotation	counterclockwise
Idle speed	600 rpm



Rating	Hz	kVA	kWe	rpm	g/kWh	l/h	IMO
PRP	50	400	320	1500	199	80	II
PRP	60	450	360	1800	202	91	II

Main dimensions and weight (mm/kg)

A	B	C	Weight
2608	1042	1270	2470

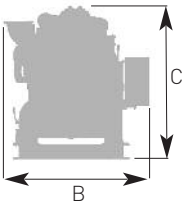

6 M26.2

Number of cylinders	6 in line
Bore and stroke	150 x 150 mm
Total displacement	15.90 l
Engine rotation	counterclockwise
Idle speed	700 rpm



Rating	Hz	kVA	kWe	rpm	g/kWh	l/h	IMO	CCNR	CE97/68
PRP	50	420	336	1500	194	80	II	II	IIIA
	60	430	344	1800	198	87	II	II	IIIA
COP	50	380	304	1500	194	74	II	II	IIIA
	60	430	344	1800	198	87	II	II	IIIA

Main dimensions and weight (mm/kg)

	A	B	C	Weight
420 kVA @ 50 Hz	3174	1144	1382	3038
430 kVA @ 60 Hz	3074	1144	1382	2911

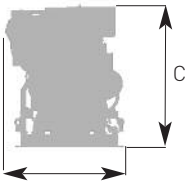

8 M26.2

Number of cylinders	8 in V at 90°
Bore and stroke	150 x 150 mm
Total displacement	21.20 l
Engine rotation	counterclockwise
Idle speed	700 rpm



Rating	Hz	kVA	kWe	rpm	g/kWh	l/h	IMO	CCNR	CE97/68
PRP	50	555	444	1500	210	118	II	II	IIIA
	60	580	464	1800	217	127	II	II	IIIA
COP	50	500	400	1500	210	106	II	II	IIIA
	60	580	464	1800	217	127	II	II	IIIA

Main dimensions and weight (mm/kg)

	A	B	C	Weight
555 kVA @ 50 Hz	2990	1392	1479	3920
580 kVA @ 60 Hz	2894	1392	1479	3867

12 M26.2

Number of cylinders	12 in V at 90°
Bore and stroke	150 x 150 mm
Total displacement	31.80 l
Engine rotation	counterclockwise
Idle speed	700 rpm

Rating	Hz	kVA	kWe	rpm	g/kWh	l/h	IMO	CCNR	CE97/68
PRP	50	845	676	1500	196	165	II	II	IIIA
	60	875	700	1800	199	174	II	II	IIIA
COP	50	765	613	1500	196	151	II	II	IIIA
	60	875	700	1800	199	174	II	II	IIIA

Main dimensions and weight (mm/Kg)

	A	B	C	Weight
845 kVA @ 50 Hz	3879	1355	1497	5385
875 kVA @ 60 Hz	3885	1355	1497	5245

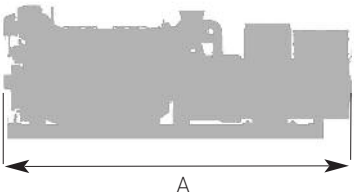

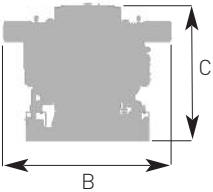

MARINE AUXILIARY ENGINES

4 W105S

Number of cylinders	4 in line
Bore and stroke	105 x 130 mm
Total displacement	4.50 l
Engine rotation	counterclockwise
Idle speed	650 rpm
Flywheel housing	SAE 3
Flywheel	SAE 11.5”



Rating	hz	kW	hp	rpm	g/kWh	l/h	IMO
PRP	50	75	102	1500	194	17	NA*
PRP	60	92	125	1800	198	22	NA*

*Not applicable

Main dimensions and weight (mm/Kg)

A	B	C	Weight
1014	821	990	650

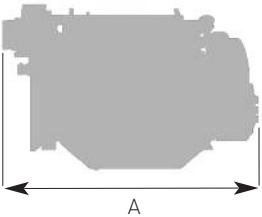

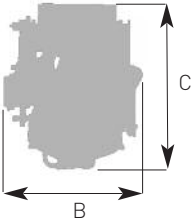

6 W105S

Number of cylinders	6 in line
Bore and stroke	105 x 130 mm
Total displacement	6.75 l
Engine rotation	counterclockwise
Idle speed	650 rpm
Flywheel housing	SAE 3
Flywheel	SAE 11.5”



Rating	hz	kW	hp	rpm	g/kWh	l/h	IMO
PRP	50	129	175	1500	193	30	II
PRP	60	145	197	1800	204	35	II

Main dimensions and weight (mm/Kg)

A	B	C	Weight
1417	885	1076	810

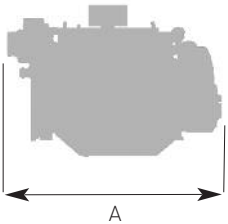

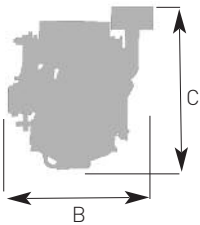

6 W126S

Number of cylinders	6 in line
Bore and stroke	126 x 155 mm
Total displacement	11.60 l
Engine rotation	counterclockwise
Idle speed	600 rpm
Flywheel housing	SAE 1
Flywheel	SAE 14”

Rating	hz	kW	hp	rpm	g/kWh	l/h	IMO	CCNR
PRP	50	290	394	1500	198	68	II	II
PRP	60	300	408	1800	205	73	II	II

Main dimensions and weight (mm/Kg)

A	B	C	Weight
1695	883	1128	1200

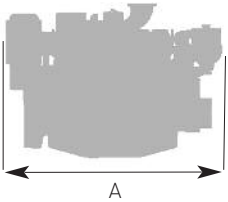

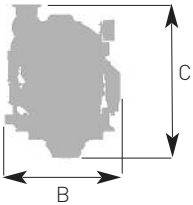

6 M19.3

Number of cylinders	6 in line
Bore and stroke	126 x 155 mm
Total displacement	11.56 l
Engine rotation	counterclockwise
Idle speed	600 rpm
Flywheel housing	SAE 1
Flywheel	SAE 14"



Rating	hz	kW	hp	rpm	g/kWh	l/h	IMO
PRP	50	330	449	1500	199	80	II
PRP	60	380	517	1800	202	91	II

Main dimensions and weight (mm/Kg)

A	B	C	Weight
1665	1021	1091	1200

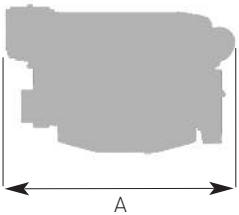

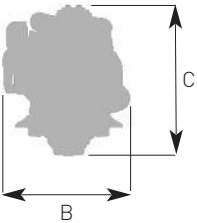

6 M26.2

Number of cylinders	6 in line
Bore and stroke	150 x 150 mm
Total displacement	15.90 l
Engine rotation	counterclockwise
Idle speed	700 rpm
Flywheel housing	SAE 1
Flywheel	SAE 14”

Rating	hz	kW	hp	rpm	g/kWh	l/h	IMO	CCNR	CE97/68
PRP	50	355	483	1500	194	82	II	II	IIIA
PRP	60	368	500	1800	198	87	II	II	IIIA

Main dimensions and weight (mm/Kg)

A	B	C	Weight
1880	1144	1348	1785

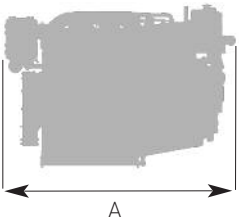

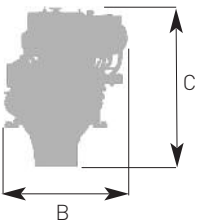

8 M26.2

Number of cylinders	8 in V at 90°
Bore and stroke	150 x 150 mm
Total displacement	21.20 l
Engine rotation	counterclockwise
Idle speed	700 rpm
Flywheel housing	SAE 0
Flywheel	SAE 14"

Rating	hz	kW	hp	rpm	g/kWh	l/h	IMO	CCNR	CE97/68
PRP	50	473	643	1500	210	118	II	II	IIIA
PRP	60	491	668	1800	217	127	II	II	IIIA

Main dimensions and weight (mm/Kg)

A	B	C	Weight
1871	1392	1454	2475

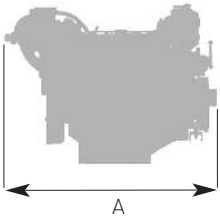

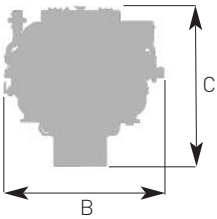

12 M26.2

Number of cylinders	12 in V at 90°
Bore and stroke	150 x 150 mm
Total displacement	31.80 l
Engine rotation	counterclockwise
Idle speed	700 rpm
Flywheel housing	SAE 0
Flywheel	SAE 18”

Rating	hz	kW	hp	rpm	g/kWh	l/h	IMO	CCNR	CE97/68
PRP	50	710	965	1500	196	165	II	II	IIIA
PRP	60	736	1001	1800	199	174	II	II	IIIA

Main dimensions and weight (mm/Kg)

A	B	C	Weight
2446	1355	1419	3400

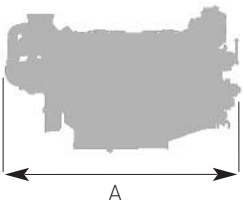

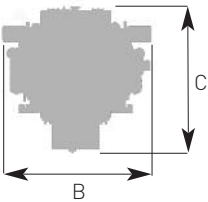

MARINE CONTROL & MONITORING SOLUTIONS

Moteurs Baudouin develops specific and dedicated control and monitoring solutions in a wide and flexible system configurations. From the most economical and simple display to complex and interfaced solution each product level is supplemented with modular customization features.

MINI

The MINI control system is the simple controller providing engine and gearboxes necessary parameters information and safeties management. MINI is particularly adapted to smaller vessels and simple installations.

Main features

- 3 lines digital parameters display
- Engine start /stop
- Emergency stop
- Buzzer
- Override
- Dimmer

ECO

The ECO control system is the non-classified application highly flexible solution. Including up to two control stations ECO can also communicate with various ship management systems via its canbus protocol (j1939).

Main features

- 5.7" bridge color display
- Engine start /stop
- Emergency stop
- Buzzer
- Override
- Light on/off
- Engine room panel with monochrome display
- Up to 30 m wiring with bridge station

MASTER

The MASTER control system is the ultimate control and monitoring solution. With up to five possible stations, can bus communication interface within a comprehensive option list, MASTER is typically designed for high project customization level or more complex installations.

Main features

- 5.7" bridge color display (propulsion)
- Engine start /stop
- Emergency stop
- Buzzer
- Override
- Light on/off
- Engine room cabinet with monochrome display
- Local/remote control switch
- Up to 50 m wiring with bridge station

The MASTER control system is approved by the marine classification societies.

PROPULSION \ CONTROL SYSTEM	MINI	ECO	MASTER
6 W105	■	■	■
6 W126	■	■	■
6 M16	■		
6 M19.3		■	■
M26.2		■	■
M26.3		■	■

GENERATOR SETS & AUXILIARY ENGINES

MASTER engine room cabinet is the classified applications standard.
MAXI engine room cabinet is the non-classified applications standard based on MASTER features.

Common conversions

Power

1 kW = 1.36 metric HP

1 kW = 1.341 BHP

1 BHP = 1.014 metric HP

Specific fuel oil consumption (SFOC)

SFOC (g/kWh) = L/hr * 840/kW

Length

1 cm = 0.3937 in

1 m = 3.28 ft

1 naut. mile = 1.853 km

1 mile = 1.609 km

Mass

1 g = 0.035 oz

1 kg = 2.2 lb

1 metric ton = 1.1 short ton

Temperature

1°C = (1°F-32)/1.8

Torque

1 Nm = 0.102 mkg

1 Nm = 0.74 lb ft

Nm = kW*9549 / rpm

Energy

1 cal = 4.187 J

Pressure

1 mm Hg = 1.333 mbar

1mm H2O = 0.981 mbar

1 mbar = 100 Pa

1 bar = 14.50 psi

Volume

1L = 0.26 gallon (US)

1L = 0.21 gallon (UK)

1L = 61.02 in3

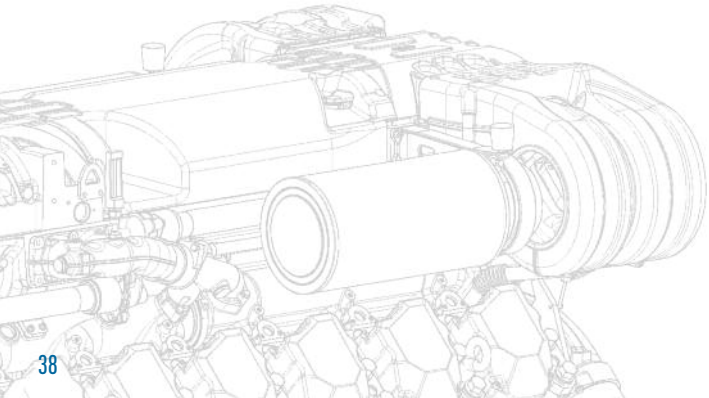

NOTES

IC202A - June 2015 - Moteurs Baudouin reserves the right to modify these specifications without notice. Document not contractual.

Société Internationale des Moteurs Baudouin
Technoparc du Brégadan
13260 Cassis
www.moteurs-baudouin.com

Moteurs Baudouin is a registered trademark

MOTEURS Baudouin