

Advanced Emissions Technology

IMO III & EPA IV



Challenging Emissions Standards

Marine engines are subject to ever-increasing exhaust gas emissions restrictions. Our new engines comply with the latest IMO and EPA standards defined for international seas, US coasts and recreational crafts.

In 2016, the International Maritime Organization (IMO) introduced the Tier III norm, requiring a reduction of NOx emissions. IMO III will be active in Emission Controlled Areas (ECA), which are in the process of being defined.

2017 Sees a new challenge for the marine world with the introduction of the stringent EPA Tier IV norm. EPA Tier IV requires a further reduction of NOx emissions of 70% and a reduction of particulates of 40% below the Tier III standard.

Engine Development

Our Advanced M26.3 engines meet the IMO III and EPA Tier IV requirements, delivering superior fuel economy without compromising engine power.

We have completely redesigned the combustion cycle by reworking the injection system and the combustion chamber, and recalibrating the injection parameters. This achieves a cleaner engine with improved performance without sacrificing reliability.

We developed an optimized Selective Catalyst Reduction System (SCR) to meet the stringent requirements of IMO III and EPA Tier IV standards. The SCR system is smaller, lighter and more flexible than most solutions available today on the market, reducing costs and space requirements for our customers while maximizing product reliability.

Our Advanced Engines with SCR Deliver:

- + A cleaner engine with the same power
- + Up to 2% reduction in average fuel consumption
- + High degree of installation flexibility
- + Up to 25% noise reduction
- + Compact, modular design
- + Optimized maintenance schedule in line with the engine
- + Approved by most IACS Members


6 M26.3



Number of cylinders: 6 in line
 Bore and stroke: 150 x 150 mm
 Total displacement: 15.90 L
 Dry Weight: 2185 kg
 Common-rail injection

| Rating | kW | Hp | rpm | g/kWh* | l/h* |
|--------|-----|-----|------|--------|------|
| P1 | 441 | 600 | 1800 | 197 | 103 |
| P2 | 485 | 660 | 1800 | 207 | 119 |
| P2 | 515 | 700 | 2000 | 203 | 124 |
| P2 | 551 | 750 | 2100 | 209 | 137 |
| P3 | 599 | 815 | 2100 | 216 | 154 |

12 M26.3



Number of cylinders: 12 V @ 90°
 Bore and stroke: 150 x 150 mm
 Total displacement: 31.80 L
 Dry Weight: 3615 kg
 Common-rail injection


| Rating | kW | Hp | rpm | g/kWh* | l/h* |
|--------|------|------|------|--------|------|
| P1 | 883 | 1200 | 1800 | 197 | 207 |
| P2 | 970 | 1320 | 1800 | 201 | 232 |
| P2 | 1030 | 1400 | 2100 | 204 | 250 |
| P2 | 1104 | 1500 | 2200 | 209 | 275 |
| P3 | 1214 | 1650 | 2300 | 215 | 311 |

*Fuel consumption is declared as per IMO III Cycle E3

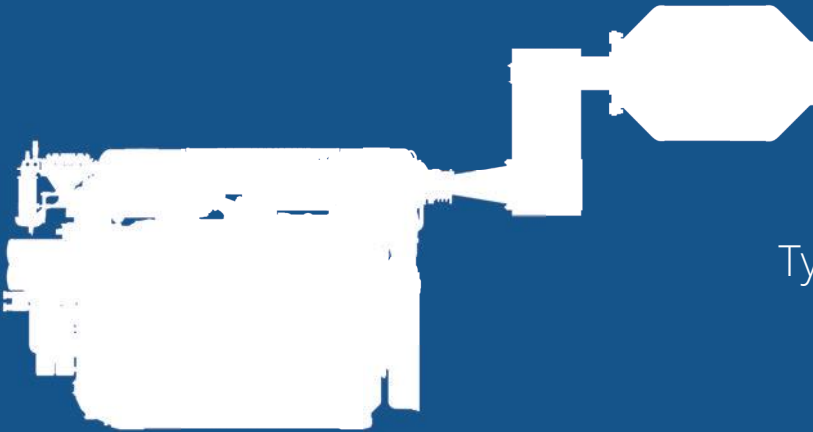
Superior Installation Flexibility

One of the biggest advantages of the Baudouin SCR System is the high degree of installation flexibility. You have the freedom to place the tank, pump and cabinet up to 60m away from the catalyst. Designed with our customers in mind, our SCR system can be installed over the gearbox, over the engine, or in a stand-alone configuration which offers exponential options for installation. These configurations offer complete flexibility in both new builds and repowering projects.


Stand-Alone Configuration



Typical Over Gearbox Installation



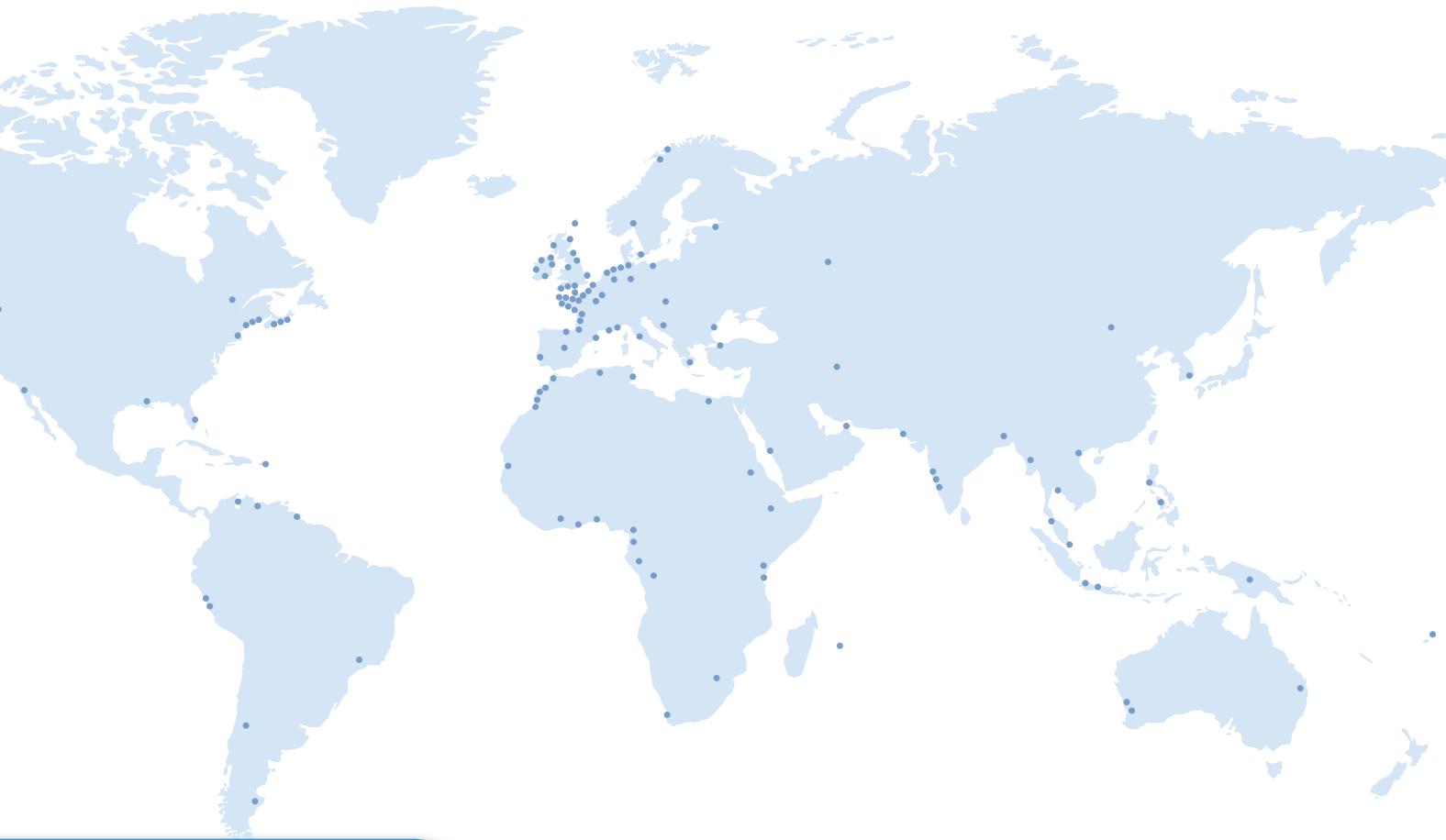
Typical Over Engine Installation



Design Support

Full design support is available from Baudouin to help you integrate the system into your installation. We can provide advice on mounting, materials, storage, maintenance and dimensioning of the urea storage tank volume.

Global Sales & Service



 **MOTEURS**
Baudouin

Technoparc du Brégadan
13260 Cassis / France
Baudouin.com

Since 1918